



# THE DYNASTY HUB

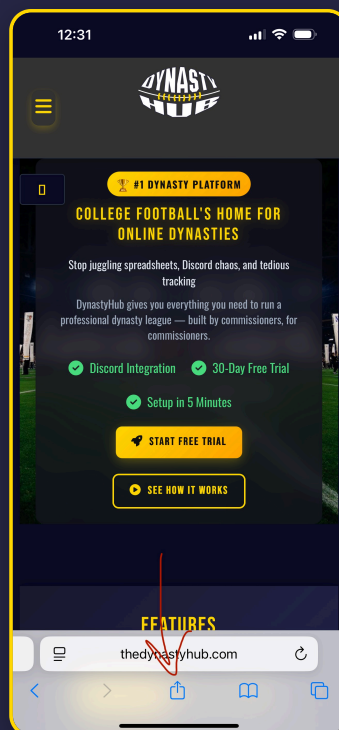
## iPhone App Installation Guide

### 1 OPEN SAFARI BROWSER

Open **Safari** on your iPhone and navigate to:  
<https://www.thedynastyhub.com>

### 2 TAP THE SHARE BUTTON

Look for the **Share button** (square with arrow pointing up) at the bottom of Safari. Tap it to open the share menu.

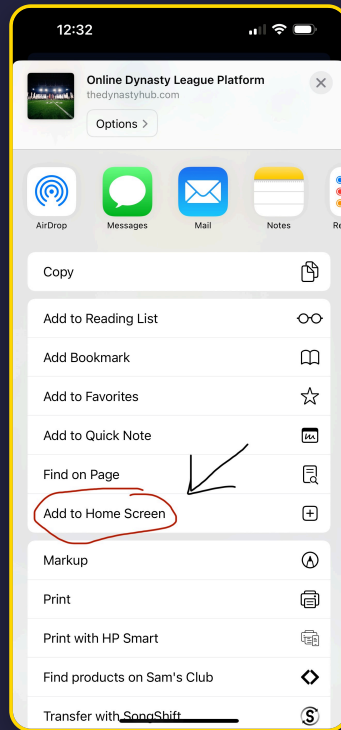


3



### ADD TO HOME SCREEN

Scroll down in the share menu and find **"Add to Home Screen"**. Tap this option to proceed with installation.




4



### CONFIRM INSTALLATION

You'll see a preview of the Dynasty Hub icon. Tap **"Add"** in the top-right corner to complete the installation.





## APP BENEFITS

- ✓ Instant access from your home screen
- ✓ Full-screen app experience
- ✓ Push notifications for league updates and website notifications
- ✓ Faster loading and better performance



Ready to dominate your dynasty leagues?

**OPEN DYNASTY HUB**